



## TPZ-NET CO-ORDINATOR with BACnet & Modbus Communications

- Modern, slimline design
- Wireless sensor integration to BMS
- Quick and simple to install and commission
- BACnet MS/TP & Modbus RTU communications
- Polygiene® anti-microbial product protection



The TP-TPZC Co-Ordinator is designed to provide on-site Building Management System (BMS) integration of the Titan TPZ-Net wireless sensors.

Supporting up to 30 x connected TPZ-Net devices, the TP-TPZC exposes all received monitoring data and exposes the environmental conditions, network status and battery conditions to a BMS via either BACnet MS/TP or Modbus RTU via its RS485 port.

Housed in the latest Gen 3 enclosure from Titan Products the TP-TPZC is quick and simple to install due to its quick release button, tamperproof features and pluggable terminals.

The HALO LED indication will provide commissioning and network health indication.

All Gen 3 TPZ-Net products, including the TP-TPZC, incorporate certified Polygiene® product protection, designed to proactively inhibit the growth of bacteria on the enclosure surface.

Commissioning is completed quickly via the Titan TPZ-Net commissioning software minimizing site time.

### SPECIFICATION

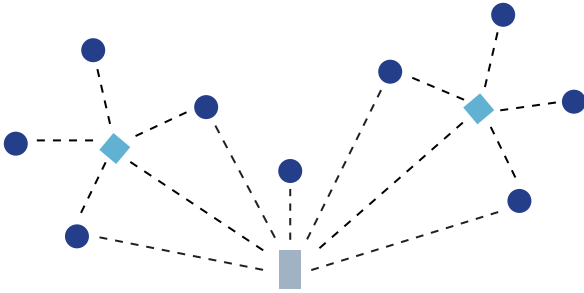
Material:	ABS (Flame retardant)
Supply:	24VAC/DC +/-10%
Power Consumption:	60mA
Communication Frequency:	2.4GHz
Communication Range:	30-60m (dependant on building type)
Outputs:	BACnet MS/TP or Modbus RTU (RS485)
BACnet Baud Rates:	9600, 19200, 38400, 76800
Modbus Baud Rates:	9600, 19200, 38400, 57600
Mounting Location:	Wall mounted
IP Protection:	IP30
Environmental Conditions:	-10 to +60°C 0-95% RH Non-Condensing
Connections:	Pluggable screw terminals for 0.3 to 1.5mm cable
Country of Origin:	UK
Product Codes:	TP-TPZC

**Note: It is strongly recommended a site survey is carried out prior to installing a TPZ-Net system.**

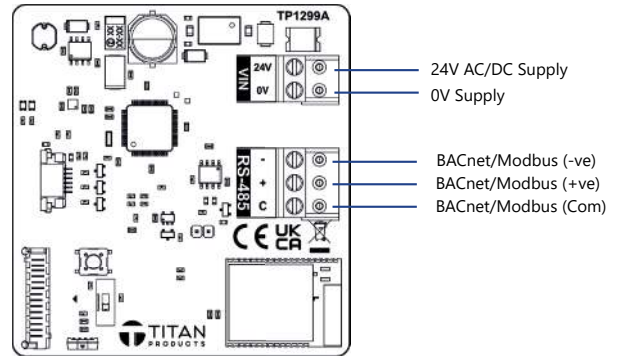


## THE SYSTEM

- **TPZ-Net Environmental Sensors**  
 The wireless sensors transmit accurate and reliable environmental data to the network.
- **TPZ-Net Repeaters**  
 Discreet and low-cost repeaters cater for mesh networking allowing for long distance, self-healing, mesh networks around the building.
- **TPZ-Net Co-ordinator**  
 On-site BMS integration of wireless sensor data.



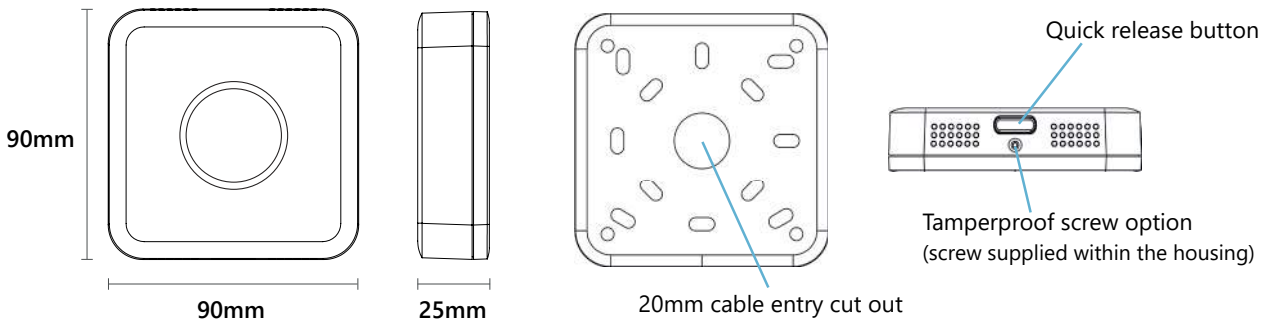
## CONNECTIONS



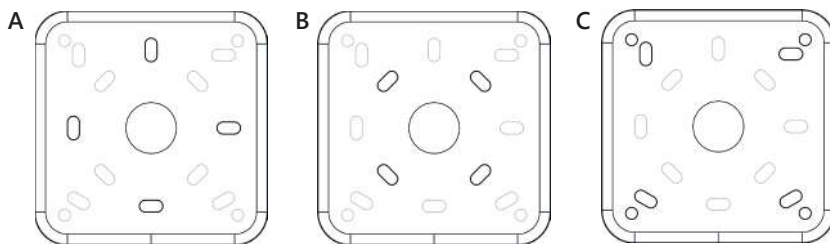
## LED HALO INDICATION

HALO Indication	Description
Flashing Blue (3 x flashes every 18 seconds)	Device in commissioning mode
Solid Blue	Device commissioned

## DIMENSIONS



### Mounting Options



Option:	Mounting type:	Screw required:
A	Standard UK back box	M3.5 countersunk screw
B	Standard European back box	M3.5 countersunk screw
C	Direct to wall (no back box)	No. 6 (3.5mm counter-sunk wood screw)

## INSTALLATION AND MAINTENANCE

- The co-ordinator must be installed by a competent and suitably qualified person and maintained within its stated operating environment.
- The co-ordinator should be mounted in a suitable position best placed to receive wireless sensor transmissions.
- Cables should be segregated from any mains carrying conductors and electrical noise emitting equipment such as fluorescent lighting.
- Ensure correct screw sizes are used.
- Do not spray any liquid or cleaning products directly onto the ventilated housing.
- Do not obstruct air flow vents.

For further install and setup information please contact [technical@titanproducts.com](mailto:technical@titanproducts.com)