



BATTERY POWERED CO2 MONITOR

TP-IND-CO2 FEATURES

- Modern, slimline design
- Simple and informative HALO LED indication for CO2 levels
- Polygiene® anti-microbial product protection
- Cable free, quick and simple installation
- Ideal for working and learning environments

Featuring a sleek, modern and slimline design, the Gen 3 TP-IND-CO2 battery powered CO2 monitor from Titan Products is designed to wirelessly monitor CO2 levels within a space and provides a local indication of these levels via its tri-colour HALO LED.

Supplied in the Gen 3 HALO housing, as standard the sensor's HALO LED will show as green when CO2 levels are below 800ppm. As CO2 levels rise to between 800 and 1000ppm the HALO LED will appear yellow. The HALO will then show as red when CO2 levels increase above 1000ppm. The unit has an on-board selector switch to select a second CO2 HALO LED threshold option which extends the red threshold to 1500ppm.

The HALO LED provides a simple yet informative visual indication of CO2 levels within the space for the end user to understand at a glance and act on by opening a window or increasing the fresh air supply to the space.

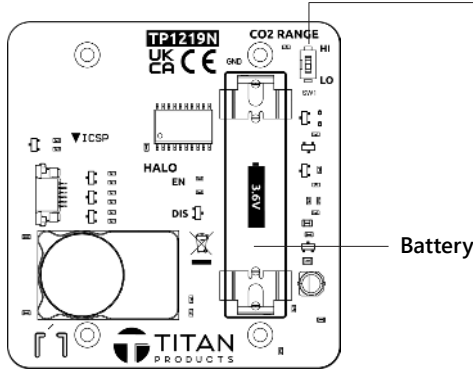
The battery powered sensors remove the need for wiring to the unit making it extremely simple and cost effective to install.

SPECIFICATION

Material:	ABS (Flame retardant)
Supply:	3.6V 2600mAh lithium thionyl battery (supplied with product)
Battery Life:	Up to 5 years
Accuracy:	CO2: 50ppm +/- 2% of reading
CO2 Sensing:	NDIR
IP Protection:	IP30
Mounting Location:	Wall mounted 1.5m from floor level Desktop mounting stand available - contact Titan for details
Environmental Conditions:	-10 to +60°C 0-95% RH Non-Condensing
Country of Origin:	UK
Product Codes:	TP-IND-CO2



CONNECTIONS



LED threshold selection switch

When the switch is in the down position (off) the below LED thresholds are used (DEFAULT):

- Green = CO2 PPM < 800.
- Yellow = CO2 PPM 800 to 1000
- Red = CO2 PPM >1000

When the switch is in the up position (on) the below LED thresholds are used:

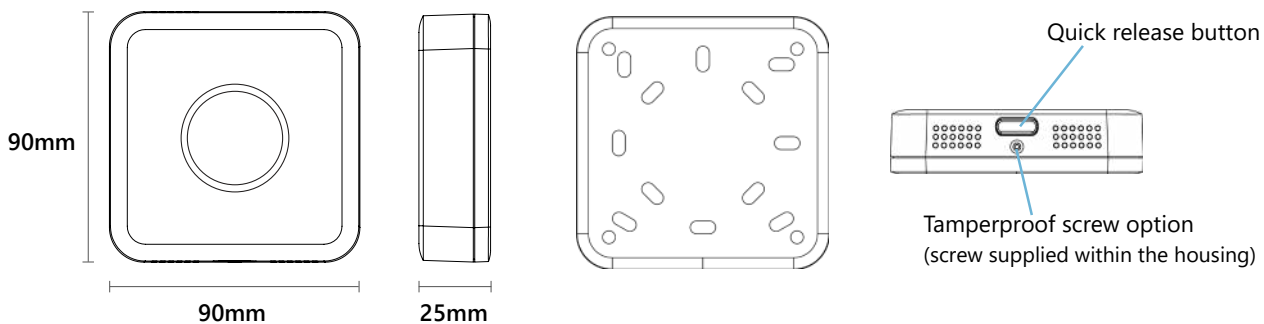
- Green = CO2 PPM < 800
- Yellow = CO2 PPM 800 to 1500
- Red = CO2 PPM >1500

CO2

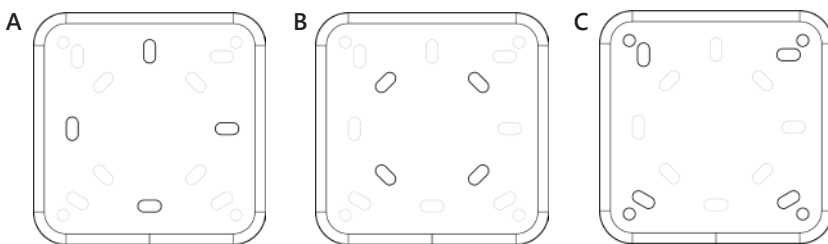
Automatic Background Calibration (ABC):

Titan CO2 sensors are supplied pre-calibrated and will auto calibrate every 7 days thereafter using automatic background calibration. To maintain calibration and long-term accuracy stability, the sensor should be exposed to low, unoccupied CO2 levels (typically 400ppm) at least once every 7 days.

DIMENSIONS



Mounting Options



Option:	Mounting type:	Screw required:
A	Standard UK back box	M3.5 countersunk screw
B	Standard European back box	M3.5 countersunk screw
C	Direct to wall (no back box)	No. 6 (3.5mm counter-sunk wood screw

INSTALLATION AND MAINTENANCE

- The sensor must be installed by a competent and suitably qualified person and maintained within its stated operating environment
- The room sensor should be mounted in the space at approximately 1.5m from floor level.
- Mount away from the effects of direct sunlight, radiators and supply air ducts.
- Ensure correct screw sizes are used.
- Sensors should be installed after the space has been plastered, decorated and any flooring fitted.
- Do not spray any liquid or cleaning products directly onto the ventilated housing.
- Do not obstruct air flow vents.

For further install and setup information please contact technical@titanproducts.com