

# Air Velocity Transmitter TPAVT8



The TPAVT/8 Air Velocity Transmitters are designed for applications in ventilation, fan speed control and air velocity control. The TPAVT/8 employs a solid state temperature compensated differential pressure cell with microprocessor to provide superior linearity, measurement accuracy and sensitivity.

The TPAVT/8 is zero calibrated at the touch of a button and provides selectable ranges with outputs of 0-5V or 0-10V with 4-20mA. There is an optional LCD display which can show the selected range and measured values in m/s or fpm and each sensor is provided with 2 metres of 6mm diameter tube. The TPAVT/8 works in conjunction with any velocity probe.

## Specification- TPAVT8/10

Supply:	24V AC or DC +/- 15%
Power Consumption:	100mA
Selectable Ranges:	0-5 m/s, 0-10m/s (0-1000 fpm, 0-2000 fpm)
Min Operating Measurement:	0.7 m/s (138 fpm)
Measurement Units (switch 2):	On = display m/s Off = display fpm
Outputs:	0-5V or 0-10V with 4-20mA
Output Resolution:	1% of output range
Display Resolution:	0.1m/s
Accuracy:	+/- 3% of measured value @ 25°C
Warm up Time:	0.5 secs
Response Time:	0.5 secs
Operating Temperature:	0 to + 70°C
Operating Humidity:	0-80% non-condensing
Pressure Overload:	100K Pa
Enclosure Flame Retardant:	ABS IP51 (UL94-VO) (optional IP65)
Country of Origin:	UK
Product Codes:	TPAVT8/10 (standard housing) TPAVT8/10/D (standard with display) TPAVT8/10/IP65 (IP65 housings)
Optional LCD Display:	Indicates selected range and measured value

## Specification- TPAVT8/28

Supply:	24V AC or DC +/- 15%
Power Consumption:	100mA
Selectable Ranges:	0-15 m/s, 0-20 m/s, 0-28 m/s (0-3000, 0-4000, 0-5500 fpm)
Min Operating Measurement:	0.7 m/s (138 fpm)
Measurement Units (switch 2):	On = display m/s Off = display fpm
Outputs:	0-5V or 0-10V with 4-20mA
Output Resolution:	1% of output range
Display Resolution:	0.1m/s
Accuracy:	+/- 4.5% of measured value @ 25°C
Warm up Time:	0.5 secs
Response Time:	0.5 secs
Operating Temperature:	0 to + 70°C
Operating Humidity:	0-80% non-condensing
Pressure Overload:	100K Pa
Enclosure Flame Retardant:	ABS IP51 (UL94-VO) (optional IP65)
Country of Origin:	UK
Product Codes:	TPAVT8/28 (standard housing) TPAVT8/28/D (standard with display) TPAVT8/28/IP65 (IP65 housings)
Optional LCD Display:	Indicates selected range and measured value

## Display (when used)

SW2	Display units
ON	SI unit displayed
OFF	Imperial unit displayed

## Velocity

SW4	SW5	TPAVT8/10	TPAVT8/28
ON	ON	0 - 5 m/s	0 - 15 m/s
OFF	ON	0 - 10 m/s	0 - 20 m/s
ON	OFF	0 - 5 m/s	Not used
OFF	OFF	0 - 10 m/s	0 - 28 m/s

## Output selection

SW6	Signal output voltage
ON	0 - 10V
OFF	0 - 5V

Note: SW1 to remain OFF at all times

The Air Velocity Transmitters are fully compatible with the Titan CCM-VPC BACnet controller

t: +44 (0)161 406 6480 • sales@titanproducts.com • www.titanproducts.com

UK DESIGNED, DEVELOPED AND MANUFACTURED

Ref: SKU 119





TPAVT8/STANDARD





TPAVT8/DIGITAL DISPLAY



TPAVT8/IP65 HOUSING

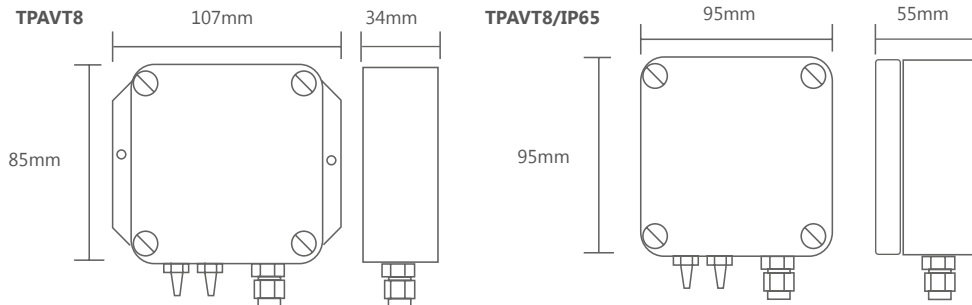
**Connections**



**Features**

- 24V AC or DC supply
- Selectable ranges
- Fully calibrated
- Temperature compensated (-20°C to +70°C)
- Zero calibration push button
- Outputs 0-5V or 0-10V with 4-20mA with input protection
- Optional LCD display
- Display of operating range on LCD (m/s or fpm)
- Display of actual velocity on LCD (m/s or fpm)
- IP51 housing (IP65 housing optional)

**Dimensions**



**Important**  
 This is an IP65 rated enclosure  
 DO NOT DRILL  
 Use fixing holes provided

**Notes**

1. Non-linearity and hysteresis is quoted as the best line fit for offset velocity pressure, full scale and ½ full scale velocity pressure.
2. Pressure overload is the maximum differential pressure which may be applied without causing damage to the sensing element.
3. Electromagnetic compatibility: complies with EN 50081, EN 50082-2, EN 50090-2-2.
4. CE Mark: In accordance with the EMC guidelines and the low voltage directive.

